

Fw: UT Health Carthage - Request for Funding

LeeAnn Jones <leeann.jones@co.panola.tx.us>

Fri 8/20/2021 1:22 PM

To: Vicki Heinkel <vicki.heinkel@co.panola.tx.us>

1 attachment (1 MB)

Rescue funds 08 20 21 pptx

V

Please print all for Commissioners and put on next agenda

To discuss and act upon helping UT Health with expenses incurred related to COVID-19

U

\$ 369,000
Contract

From: Mark S. Leitner <Mark.Leitner@uthet.com>

Sent: Friday, August 20, 2021 1:11 PM

To: LeeAnn Jones <leeann.jones@co.panola.tx.us>

Subject: UT Health Carthage - Request for Funding

Dear Judge Jones,

I have attached detailed information regarding the impact on UT Health East Texas and UT Health Carthage created by this latest spike in COVID. During the initial spike which extended from late 2020 through the first several months of 2021, the State of Texas provided significant assistance in the form of staffing, supplies and equipment. This was all coordinated at the State level. Initially, the State indicated that they would not provide similar assistance going forward. More recently, they have indicated they will be providing, actually they already are providing, additional assistance, however, the process of ramping up is severely lagging the speed with which this latest surge has come upon us.

As I mentioned to you previously, the State of Texas has "encouraged" us to approach our County and City governments about funding disbursed through The American Rescue Plan Act. The intent of our request would be to help mitigate the unanticipated and burdensome costs in labor and supplies that we have been experiencing. The information toward the end of the document provides that basis for our request. This represents actual costs incurred or committed costs. The requested funding is contained on page (slide) 12 listed under the "Total for UTHET" column for "Panola County".

It is our absolute honor to serve the communities within Panola County and a responsibility we take very seriously. We respectfully request assistance as we strive to maintain the absolute highest level of care during these very trying times. I would be available to present and discuss this information at whatever point you feel is appropriate. Please let me know if there is anything else I can provide.

Sincerely,

Mark S. Leitner

Chief Executive Officer

UT Health Henderson / UT Health Carthage

903.655.3616 / 903.694.4652 office

903.343.1375 mobile



DISCLAIMER: This communication, along with any documents, files or attachments, is intended only for the use of the addressee and may contain legally privileged and confidential information. If you are not the intended recipient, you are hereby notified that any dissemination, distribution or copying of any information contained in or attached to this communication is strictly prohibited. If you have received this message in error, please notify the sender immediately and destroy the original communication and its attachments without reading, printing or saving in any manner. Please consider the environment before printing this e-mail.



August 6, 2021

Judge Lee Ann Jones
Panola County Judges Office
110 Sycamore St.
Carthage, Texas 75633

Dear Judge Jones:

Despite the fact that we have been taking proactive measures to retain and hire staff, we are woefully understaffed to respond to Covid patients and non-Covid patients who are seeking care in our hospital. The high turnover rate of our frontline staff due to stress, burnout, current staff contracting Covid, and bidding wars for staff throughout the healthcare system, leaves us at a much lower baseline than with previous Covid surges. Just today, we committed to a significant incremental increase in hourly rates for front-line caregivers in an effort to encourage staff retention.

This is the current situation at UT Health Carthage:

Current trends indicate that we are 1-2 weeks behind Louisiana and Florida in terms of stress on our health care infrastructure in Texas. Look no further than Baton Rouge where staffing levels and Covid patient volume is impacting non-Covid patients, including those suffering from a heart attack, stroke, or injuries from an accident.

You may have recently received a letter from the Texas Department of Emergency Management (TDEM) that was sent to Texas cities and counties last week. That letter states that the State will not grant STAR requests unless UT Health Carthage has trouble accessing local funds or these local funds are otherwise depleted. Several counties and municipalities within the UT Health East Texas market have been approached regarding this funding. While it is obvious that everyone wants to be helpful, it has become clear that this piecemeal approach will not supply the amount of funds needed to respond to this surge, nor will this result in a timely response.

The pressing nature of the current surge requires a statewide, systematic response to centralize and triage staffing, which was in place earlier in the pandemic. We benefitted greatly from the support we received from the State during this phase of the pandemic.

I was pleased to learn that Governor Abbott added funding for health care staff to his proclamation for the special session that begins tomorrow (Saturday, August 7). The legislature must act on this funding immediately; however, if the legislature is unable to act immediately



due to a lack of quorum, we need Governor Abbott to utilize all powers at his disposal to implement a statewide coordinated effort as soon as possible.

My ask of you, Judge Jones, is to please reach out to the governor's office today and request that the state act without delay. A statewide plan that is implemented today will not produce results for another 1-2 weeks, and the current demand on our hospital is becoming untenable.

Please feel free to contact me for any other questions or comments on this matter. I can be reached at 903-655-3616.

Sincerely,

A handwritten signature in black ink, appearing to read "Mark S. Leitner".

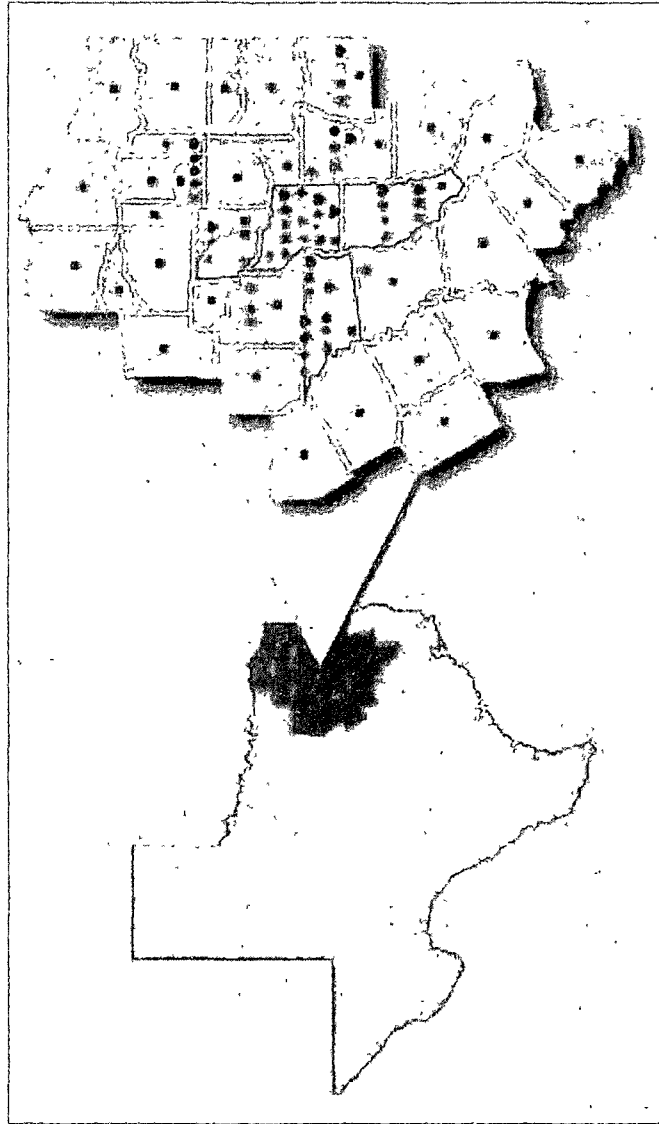
Mark S. Leitner, FACHE
Chief Executive Officer
Mobile: (903) 343-1375




UTHealth
East Texas

*Advancing Healthcare.
Together.*

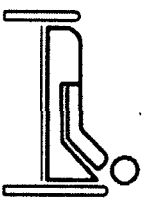
The UT Health East Texas System



- ★ Hospitals: 10 (4 Smith County)
- 8 hospital ERs
- Clinics: 70+
- ✚ Freestanding
Emergency Centers: 2
- Air 1 Helicopters: 4
- Olympic Center &
Rehabilitation Facilities: 9
- Rehabilitation Centers: 5
- Cardiopulmonary
Rehabilitation Facilities: 11
- Home Health: 34 Counties
(Joint venture with Choice Healthcare)
- EMS Ambulances: 50+



2020 By the Numbers




32,666
Admissions



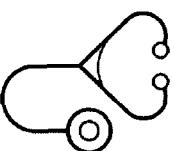
583,923
Outpatient
Hospital Visits




153,016
ER Visits



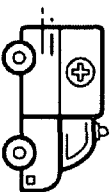
19,264
Surgeries



472,279
Outpatient clinic
Visits



2,049
Newborn
Deliveries

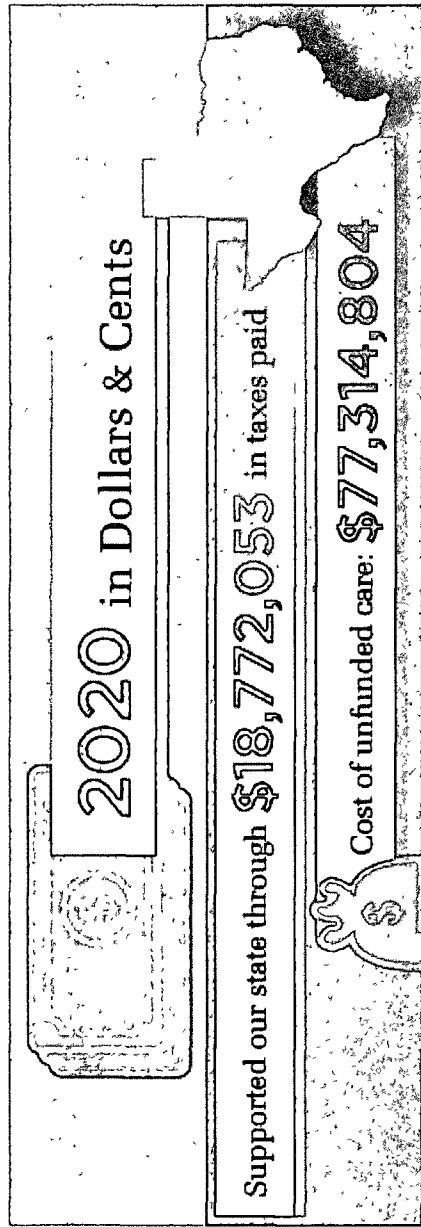


56,034
EMS Transports

59,706
New clinic
Visits

UT Health East Texas Economic Impact

Largest private employer in the area with **7,000 employees** and ...



\$373M

Annual Payroll

\$180M

Capital Investments
over last 3 years

\$17M

Annual Property
& Sales Taxes

Estimated impact of
approved UT medical school

\$2.8B

Regional economic impact
over first 10 years

30,000

New jobs over first 10
years

\$1.9B

Est. impact annual after
first 10 years




UTHealth
East Texas

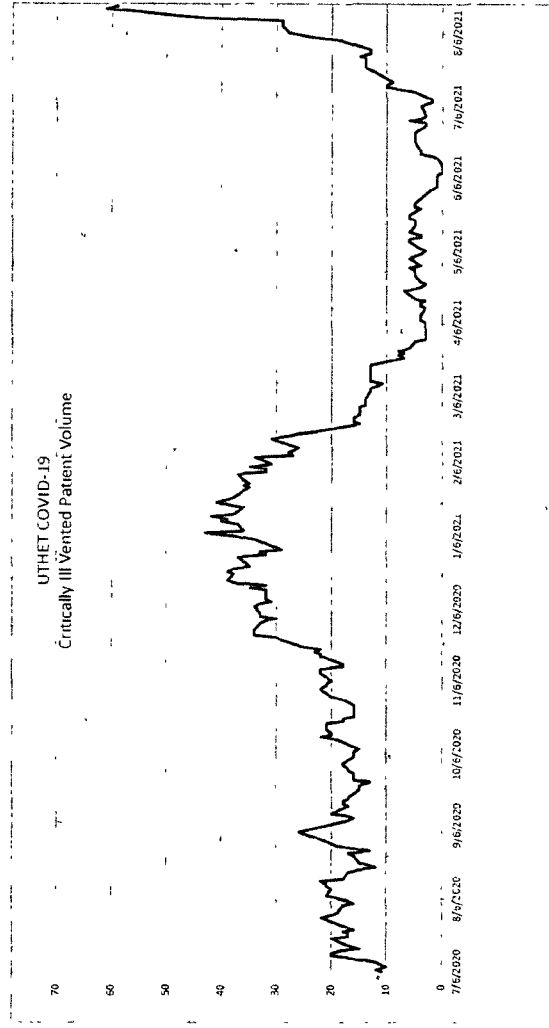
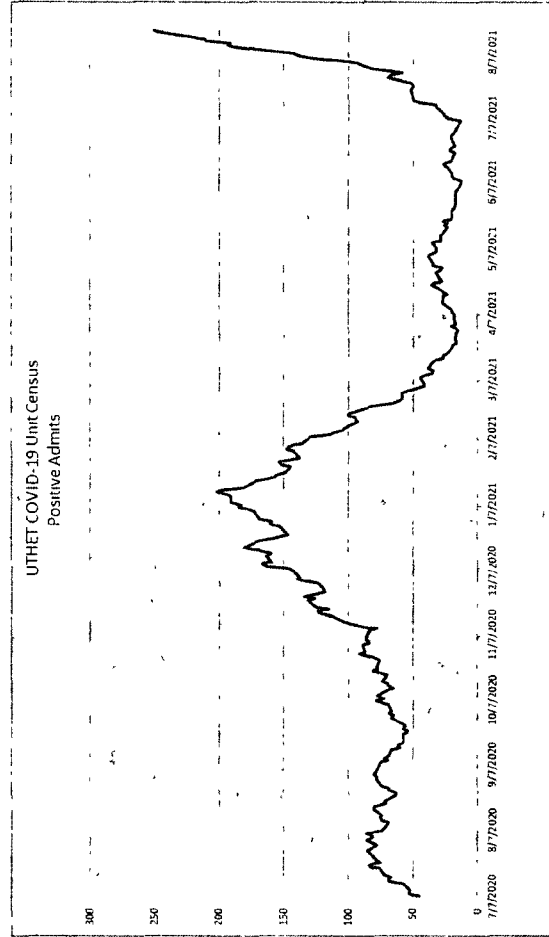
Regional impact of Delta variant

- Acute care hospitals across the region are at or near capacity making it virtually impossible to transfer patients needing a higher level of care.
- Pausing elective procedures due, affecting timeliness of patient care.
- Continue to see positivity rates climb. For the week of August 9 positivity rates soared to 40-50+% across the region.
- Scrambling for ventilators, bi-paps and other clinical supplies.
- Understaffed compared to previous surges due to:
 - Regional/national shortage for nurses
 - Regional/state shortage for other clinical professionals
 - No RAC nurse support (last winter UTHET had more than 200 RAC nurses)

CDC Case Maps



Today's COVID-19 Impact at UTHET hospitals and clinics



Today's COVID-19 Impact at UTHET hospitals and clinics

Due to lack of beds available UT Health Tyler has had to decline record number of transfers already this month ...

300+

Declined August 1-15

Why this is important?

Each of these transfers are most likely citizens in one of ETX counties and a patient in the region at another hospital, free-standing ER, nursing home or other facility that needs a higher level of care than their current facility can provide.

What is causing the problem?


Due to Covid 19 surge, there are virtually no beds across the state and in neighboring states, so we are unable to move patients to higher level of care to free up beds to take more patients from our region.

Pediatric needs



particularly concerning Pediatric patients needing a higher level of care are sent to Dallas, or Houston. With no pediatric ICU beds available in the state, this is particularly concerning with school starting.

COVID-19 Volume Comparison w RAC Labor Support at UTHET

UTHET Covid 19 Pandemic Peak Comparison




RAC FTE Support - January 21 Vs Current UTHET




COVID-19 Financial Impact on Contract Labor - UTHET

Contract Labor Cost Trend



Contract Labor FTE Trend




With the loss of the RAC personnel, the contract labor was necessary to keep beds open for community.



Recent COVID impact on UTHET including EMS; Contract Labor – a \$15 M estimated burden to keep beds open in community

Facility	Ttl May - Jul 2019	Ttl May - Jul 2020	Ttl Avg Dec20 - Feb 2021	Ttl May 21 - Jul21	3 Month Increase to 19 & Base	Impact to 2021 Exp Beyond Funding
UT Health Tyler	\$ 1,608,622	\$ 552,428	\$ 3,227,922	\$ 6,606,986	\$ 4,998,364	\$ 13,328,971
UT Health Athens	\$ 301,227	\$ 227,969	\$ 103,316	\$ 329,751	\$ 28,523	\$ 76,062
UT Health Carthage	\$ 2,240	\$ -	\$ -	\$ -	\$ (2,240)	\$ (5,973)
UT Health Henderson	\$ -	\$ -	\$ -	\$ -	\$ -	\$ -
UT Health Jacksonville	\$ 147,575	\$ 175,761	\$ 163,313	\$ 212,195	\$ 64,620	\$ 172,319
UT Health Pittsburg	\$ -	\$ -	\$ -	\$ -	\$ -	\$ -
UT Health Quitman	\$ -	\$ -	\$ -	\$ 45,263	\$ 45,263	\$ 120,702
UT Health Specialty	\$ 280,517	\$ 156,691	\$ 310,374	\$ 737,580	\$ 457,064	\$ 1,218,836
UT Health Rehab	\$ 179,188	\$ 120,580	\$ 50,136	\$ 373,319	\$ 194,131	\$ 517,684
UTHET Total	\$ 2,519,369	\$ 1,233,429	\$ 3,855,060	\$ 8,305,094	\$ 5,785,725	\$ 15,428,601

Contract Labor \$ Investment - 3 Month Comparisons



Recent COVID impact

Premium pay enhancement for labor stabilization and bed availability

Short Term Stabilization Premium Pay
 Provided to Bedside caregivers only

	Invested \$	EMS	Total
UT Tyler	\$ 3,306,327	\$ 894,566	\$ 4,200,893
UT Athens	\$ 1,074,520	\$ 437,606	\$ 1,512,126
UT Carthage	\$ 150,350		\$ 150,350
UT Henderson	\$ 306,980	\$ 150,528	\$ 457,508
UT Jacksonville	\$ 243,540	\$ 180,634	\$ 424,174
UT Pittsburgh	\$ 253,628		\$ 253,628
UT Quitman	\$ 207,630	\$ 166,656	\$ 374,286
UT Rehab	\$ 185,000		\$ 185,000
UT LTAC	\$ 16,320		\$ 16,320
Total	\$ 5,744,295	\$ 1,829,990	\$ 7,574,285

Covers 8 week minimum - extend if able

- All ICU beds filled across market
- Nearly 200 Open Positions just on IP units at bedside alone with over 100 being UT Tyler
- Have had as many as 60 beds closed just due to staff availability – over 50 at UT Tyler
- Unable take any regional acute transfers into the UT Tyler tertiary acute hospital due to capacity limits
- Postponing all non-emergent procedural cases which will impact patient care (Pain Medicine, GI and related surgeries and will have devastating effect on local economy and financial resources to battle Covid 19 as well as invest in capital and property expansion



We need your help

Facility*	County Available		City Available		Available Covid 19		Premium Pay for		Reduced \ Lost Non		Supplies \ PPE \		Funds Left in	
	County Affiliated	Covid 19 Funds	Covid 19 Funds	Covid 19 Funds	Funds	Funds	Employed Labor	Contract Labor	Emergent Business	Lost Transfers	Other	Total for UJTHEI	County \ City	
UT Tyler **	\$ 45,209,153	\$ 20,211,586	\$ 65,420,739				\$ 7,995,521	\$ 15,065,491	\$ 13,365,000	\$ 4,500,000	\$ 523,176	\$ 41,449,189	\$ 23,971,550	
Pittsburgh	\$ 2,543,356	\$ 1,164,000	\$ 3,707,356				\$ 443,849	\$ -	\$ 498,000	\$ -	\$ 164,000	\$ 1,105,849	\$ 2,601,507	
Quitman	\$ 8,845,417	\$ 458,000	\$ 9,303,417				\$ 363,353	\$ 120,702	\$ 475,000	\$ -	\$ 158,315	\$ 1,117,369	\$ 8,186,048	
Henderson	\$ 10,567,728	\$ 3,259,000	\$ 13,826,728				\$ 800,639	\$ -	\$ 315,000	\$ -	\$ 173,853	\$ 1,289,492	\$ 12,537,236	
Carthage	\$ 4,505,163	\$ 1,593,000	\$ 6,098,163				\$ 263,113	\$ -	\$ -	\$ -	\$ 236,050	\$ 499,163	\$ 5,599,001	
Athens	\$ 16,070,692	\$ 3,160,000	\$ 19,230,692				\$ 2,646,221	\$ 76,062	\$ 1,092,000	\$ -	\$ 669,387	\$ 4,483,671	\$ 14,747,021	
Jacksonville	\$ 10,225,868	\$ 3,671,000	\$ 13,896,868				\$ 742,304	\$ 172,319	\$ 605,000	\$ -	\$ 419,338	\$ 1,938,961	\$ 11,957,907	
	\$ 97,967,377	\$ 33,516,586	\$ 131,483,963				\$ 13,254,999	\$ 15,434,574	\$ 16,350,000	\$ 4,500,000	\$ 2,344,119	\$ 51,883,692	\$ 79,600,271	

* Includes UT EMS Rollups

** includes UT Tyler, Rehab, LTAC, UTN



Thank you!